

cyclooctatetraenes. Such copolymerizations apparently have not been described. It has been reported that phenylacetylene fails to polymerize, and that vinylacetylene yields a gel-like polymer,<sup>3</sup> although ref. 2a (p. 37) states that homologs of acetylene would lead to corresponding substituted cyclooctatetraenes.

In the copolymerizations, the substituted acetylene (20–50 g.) was included with the tetrahydrofuran solvent, nickel acetylacetonate and calcium carbide in a 1-l. stirred autoclave, which was pressured to 250–300 p.s.i. with acetylene and stirred and heated at 70–90° with periodic repressuring in the manner previously described<sup>2b</sup> for a reaction period of 7 to 12 hours. The product was steam distilled, and the substituted cyclooctatetraene was isolated from the steam distillate, or from the residue. The steam distillates contained benzene, cyclooctatetraene, an alkyl benzene (from copolymerization of the substituted acetylene with acetylene in a 1:2 ratio) and the substituted cyclooctatetraene (if volatile with steam). The less volatile substituted cyclooctatetraenes were isolated from the water-insoluble residue (largely cuprene) from the steam distillation by extraction with benzene in a Soxhlet apparatus. The substituted cyclooctatetraenes were isolated by fractional distillation, or through silver nitrate adducts, in yields of 16–25%. Phenylcyclooctatetraene and *n*-butylcyclooctatetraene were identified by direct comparison with authentic samples.<sup>4</sup> Methylcyclooctatetraene was isolated as a yellow liquid, b. p. 84.5° (67 mm.),  $n_{D}^{25}$  1.5249,  $d_{4}^{25}$  0.8978. (Anal. Calcd. for  $C_9H_{10}$ : C, 91.47; H, 8.53. Found: C, 91.17; H, 8.35). Quantitative reduction of methylcyclooctatetraene in the presence of platinum in acetic acid required 97% of four molar equivalents of hydrogen and yielded methylcyclooctane.

1,2-Dimethylcyclooctatetraene was isolated as a yellow liquid, b. p. 107° (96 mm.),  $n_{D}^{25}$  1.5218 (Anal. Calcd. for  $C_{10}H_{12}$ : C, 90.85; H, 9.15. Found: C, 91.01; H, 9.21). Hydrogenation in the presence of 1% palladium on calcium carbonate in methanol resulted in the absorption of three molar equivalents of hydrogen and the formation of 1,2-dimethylcyclooctene, which was characterized by ozonization. Hydrogenation of the ozonide yielded 39% of decane-2,9-dione, which after recrystallization melted at 56–57°, and formed a dioxime (m.p. 131.5–132.5°). Both the diketone and dioxime were identical with authentic samples in melting point and mixed melting point.

Investigation of the preparation of substituted cyclooctatetraenes by the copolymerization of acetylene with substituted acetylenes, including derivatives containing various functional groups is being continued.

DEPARTMENT OF CHEMISTRY  
MASSACHUSETTS INSTITUTE  
OF TECHNOLOGY  
CAMBRIDGE, MASS.

ARTHUR C. COPE  
HUGH C. CAMPBELL

RECEIVED JUNE 12, 1951

(3) K. Kammermeyer, "Polymerization of Acetylene to Cyclooctatetraene," Hobart Publishing Co., Washington, D. C., 1947, p. 2 (based upon work of the group headed by Reppe).

(4) A. C. Cope and M. R. Kinter, *THIS JOURNAL*, **72**, 630 (1950); **73**, 3424 (1951); A. C. Cope and H. O. Van Orden, to be published.

## ION-PAIR FORMATION IN ION EXCHANGE SYSTEMS

Sir:

When a movable, exchange ion forms an associated ion-pair with a fixed exchange group in an ion exchange resin, the formulation of the thermodynamic equilibrium constant must consider the unique conditions which exist in these systems. For example, consider the process,  $A^- + R^+ = RA$ , where  $A^-$  is a movable anion,  $R^+$  the fixed exchange group, and  $RA$  the ion-pair. Since  $R^+$  and  $RA$  are both fixed to the resin matrix, and are at finite distances of separation (7–10 Å.), they do not possess translational degrees of freedom and should be regarded as separate, solid phases. The exchanger system has four phases, the external solution (o), the internal solution phase (i), and the two solid phases  $R^+$  and  $RA$ . Under these conditions, the dissociation constant  $K_m = (m_{A^-}) (\gamma_{\pm})$ , where  $m_{A^-}$  is the molality of the  $A^-$  ion in the solution phase,<sup>1</sup> and  $\gamma_{\pm}$  the mean activity coefficient of  $R^+A^-$ ;  $m_{R^+}$  and  $m_{RA}$  are set equal to unity.

Dissociation constants for this process have been written in the conventional manner as for solutions,  $K'_m = (m_{A^-})(m_{R^+})/m_{RA}$ .<sup>2</sup> A critical test of these equations is a comparison of calculated and experimental values for the variation in the selectivity coefficient,  $K_D$ , as a function of the fraction of the exchange capacity ( $X^i$ ) taken up by an exchanging ion. Where ion-pair formation exists, the selectivity (which favors the ion-pair forming ion) should decrease as  $X^i_A$  increases according to  $K_m$ , but should increase according to  $K'_m$ .

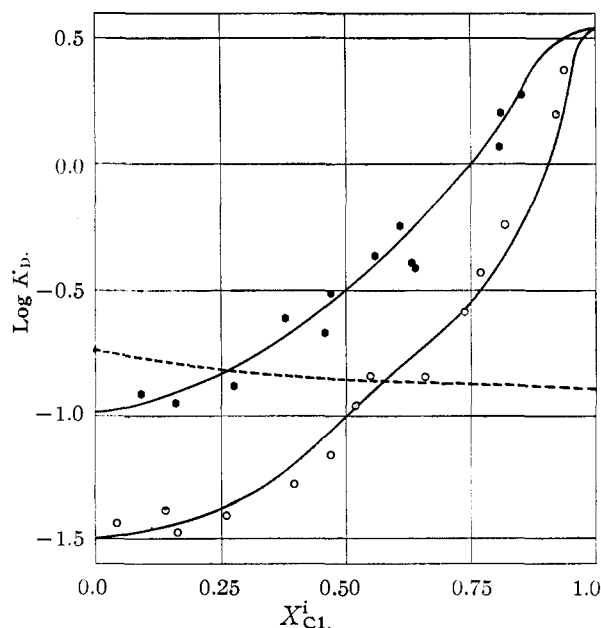


Fig. 1.—Variation in logarithm of  $K_D$  with fraction of exchange capacity in chloride state: experimental points for perchlorate-chloride exchange, O; for trichloroacetate-chloride exchange, ●; calculated curves by new theory ( $K_m$ ) are thus —; by old theory ( $K'_m$ ) is ---.

(1) H. P. Gregor, F. Guttoff and J. I. Bregman, *J. Colloid Sci.*, in press.

(2) D. K. Hale and D. Reichenberg, *Faraday Soc. Discussion*, **7**, 79 (1949).

A critical, experimental test of these equations has been made, by measuring  $K_D = (Cl/A)_i / (A^-/Cl^-)_o$  as a function of  $X_{Cl}^i$  for perchlorate-chloride and trichloroacetate-chloride exchange using Dowex-2, a quaternary base anion exchanger. (The quaternary ammonium perchlorates are somewhat insoluble; the trichloroacetate forms ion-pairs to a marked extent, while the chloride appears to form ion-pairs to a smaller extent). The curves shown in Fig. 1 were calculated assuming  $K_m = 0.12$  for perchlorate,  $K_m = 0.4$  for trichloroacetate,  $K_m = 1.2$  for chloride. According to the theory the value of  $K_D$  at  $X_A^i \rightarrow 1$ , is the same as  $K_m$  for that ion. Values taken for  $K_m'$  are 0.04 for perchlorate and trichloroacetate, and 0.4 for chloride. The resin phase contains about 250 g. of water per mole of exchange capacity. Pressure-volume effects were neglected in these calculations, since they are small for these systems.

The experimental points fit the calculated curve based upon  $K_m$  well; the  $K_m'$  curves obviously do not apply. For loosely cross-linked gels where translational degrees of freedom may exist, a trend from  $K_m$  to  $K_m'$  may be anticipated. A series of papers dealing with ion-pair phenomena is in preparation.

DEPARTMENT OF CHEMISTRY  
POLYTECHNIC INSTITUTE OF BROOKLYN HARRY P. GREGOR  
BROOKLYN 2, NEW YORK  
RECEIVED MAY 14, 1951

#### ON THE STRUCTURE OF STABLE PENTABORANE

Sir:

We have found several arrangements of the boron atoms which appear to be capable, with appropriate disposition of the hydrogen atoms, of giving

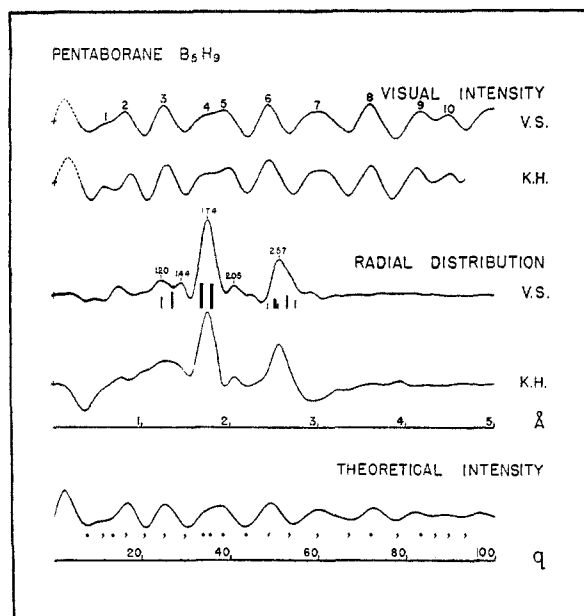


Fig. 1.—Visual, radial distribution and theoretical intensity curves for the following model  $B-H_{Bv}/B-B_{Bv} = 1.275/1.74$ ,  $B_1-B_2/B_2-B_2 = 1.69/1.79$ ,  $B_2-H_1/B_2-H_3 = 1.20/1.35$ ,  $\angle B_1-B_2-H_1 = 125^\circ$ , external  $\angle$  plane  $B_1-B_2-B_2$ , plane  $B_2-B_2-H_3 = 190^\circ$ .

complete agreement with the electron diffraction pattern of gaseous  $B_5H_9$ , whereas neither the model reported by Bauer and Pauling<sup>1</sup> nor the planar five-membered ring proposed by Pitzer<sup>2</sup> is satisfactory. Of the satisfactory arrangements, however, only the tetragonal pyramid, originally proposed and later discarded in the original electron diffraction study<sup>1</sup> but recently further advocated by Pauling,<sup>3</sup> has the high symmetry suggested by the spectrum<sup>4</sup> and entropy.<sup>5</sup> For this arrangement, which we at first thought unsatisfactory,<sup>6</sup> the position and shape of the radial distribution peak at about 2.57 Å. (Fig. 1), as well as intensive analysis of the pattern by trial and error, eventually led us to the structure shown in Fig. 2, which is of the type that had been

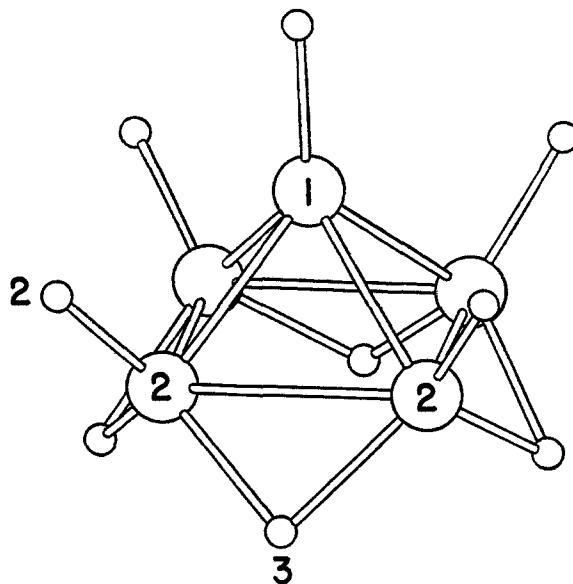


Fig. 2.— $B_5H_9$ , diagram of the structure.

suggested to us by King and Lipscomb<sup>7</sup> on the attractive grounds outlined in the following communication by Dulmage and Lipscomb. The parameter values

$$\begin{aligned} B_1-B_2 &= 1.70 \text{ \AA.} \\ B_2-B_2 &= 1.80 \\ B_2-H_2 &= 1.23 \\ B_2-H_3 &= 1.36 \\ \angle B_1-B_2-H_2 &= 120^\circ \\ \text{external dihedral } \angle B_1B_2B_2-B_2B_2H_3 &= 185^\circ, \end{aligned}$$

which are surely close to the final values to be obtained from our data, give excellent agreement, qualitative and quantitative (12-feature average deviation for  $q/q_0$ , 0.008, with  $q/q_0$  adjusted to 1.000). Limits of error, not yet completely determined, are large for the two angle values and about  $\pm 0.03$  Å. and  $\pm 0.05$  Å. for the B-B and B-H distances, respectively.

- (1) S. H. Bauer and L. Pauling, *THIS JOURNAL*, **58**, 2403 (1936).
- (2) K. S. Pitzer, *ibid.*, **67**, 1126 (1945).
- (3) Private communication.
- (4) Private communications from Professor K. S. Pitzer and from Dr. G. C. Pimentel.
- (5) W. J. Taylor, C. W. Beckett, J. Y. Tung, R. B. Holden, and H. L. Johnston, *Phys. Rev.*, **79**, 234 (1950).
- (6)(a) V. Schomaker, *J. chim. phys.*, **46**, 252 (1949); (b) K. Hedberg, V. Schomaker, M. E. Jones, *Abstracts*, Chicago Meeting, A. C. S., September 1950. Substantially the present result was given at the meeting, however.
- (7) M. V. King and W. N. Lipscomb, private communication.